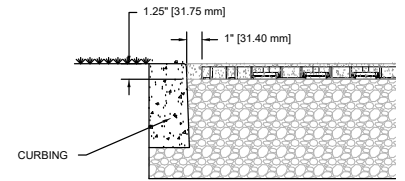
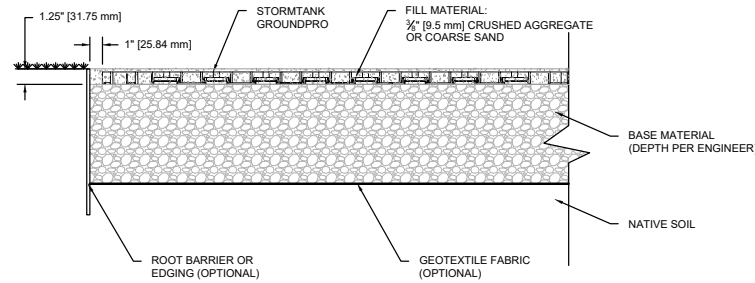


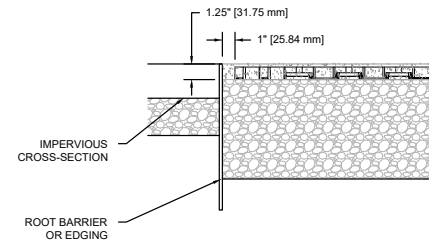
**OPTIONAL UNDERDRAIN**



**CURB ABUTMENT**



**TYPICAL CROSS SECTION**



**IMPERVIOUS ABUTMENT**

**BASE MATERIAL DEPTH**

LOADING CRITERIA	DESCRIPTION	EXAMPLES	DEPTH
CLASS 1 - PEDESTRIAN LOADS ONLY		TRAILS BICYCLE PATH WHEELCHAIR ACCESS	0" - 2" (0 - 51 mm)
CLASS 2 - PERSONAL VEHICULAR ACCESS	SINGLE AXLE LOADS OF 4,000 LBS. (18 kN)	CART PATH PARKING STALL RESIDENTIAL DRIVEWAY	2" - 4" (51 mm - 102 mm)
CLASS 3 - LIGHT DUTY ACCESS (H-10)*	SINGLE AXLE LOADS OF 16,000 LBS. (75 kN)	PARKING LOT ROADWAY SHOULDER OVERFLOW PARKING	6" - 10" (152 mm - 254 mm)
CLASS 4 - MEDIUM DUTY ACCESS (H-15)*	SINGLE AXLE LOADS OF 24,000 LBS. (110 kN)	TRUCK WASH-DOWN RV ACCESS SERVICE VEHICLE ACCESS	10" - 12" (254 mm - 305 mm)
CLASS 5 - HEAVY DUTY ACCESS (HS-20)*	SINGLE AXLE LOADS OF 32,000 LBS. (145 kN)	EMERGENCY LANE EQUIPMENT AREA TRAILER OVERFLOW	12"+ (305 mm+)

\* AREAS OF INFREQUENT PASSES. THESE ARE AREAS WHERE TRAFFIC IS LIMITED TO CAUSE NO IMPACT ON VEGETATION

**NOTES:**  
a. REFERENCE CURRENT INSTALLATION INSTRUCTIONS FOR PROPER ASSEMBLY AND INSTALLATION PRACTICES.

REV.	DATE	RECORD OF CHANGES	BY	APPRV.
A	4/5/19	INITIAL RELEASE	JKB	JKB

This is the property of Brentwood Industries, Inc. It may not be reproduced or used for any purpose other than those expressly authorized by Brentwood Industries. It shall be returned immediately upon request of Brentwood Industries.

**StormTank**  
A Brand of Brentwood Industries, Inc.  
500 Spring Ridge Drive  
Reading, PA 19610  
Phone: (610) 374-5109  
www.StormTank.com  
Info@StormTank.com

Project Name  
**GRAVEL PAVER SECTION DETAIL**



Drawn By: J.BAILEY  
Date: 4/5/19  
Drawing No.: STM-001-00  
Sheet: 2 of 2  
Scale: NTS